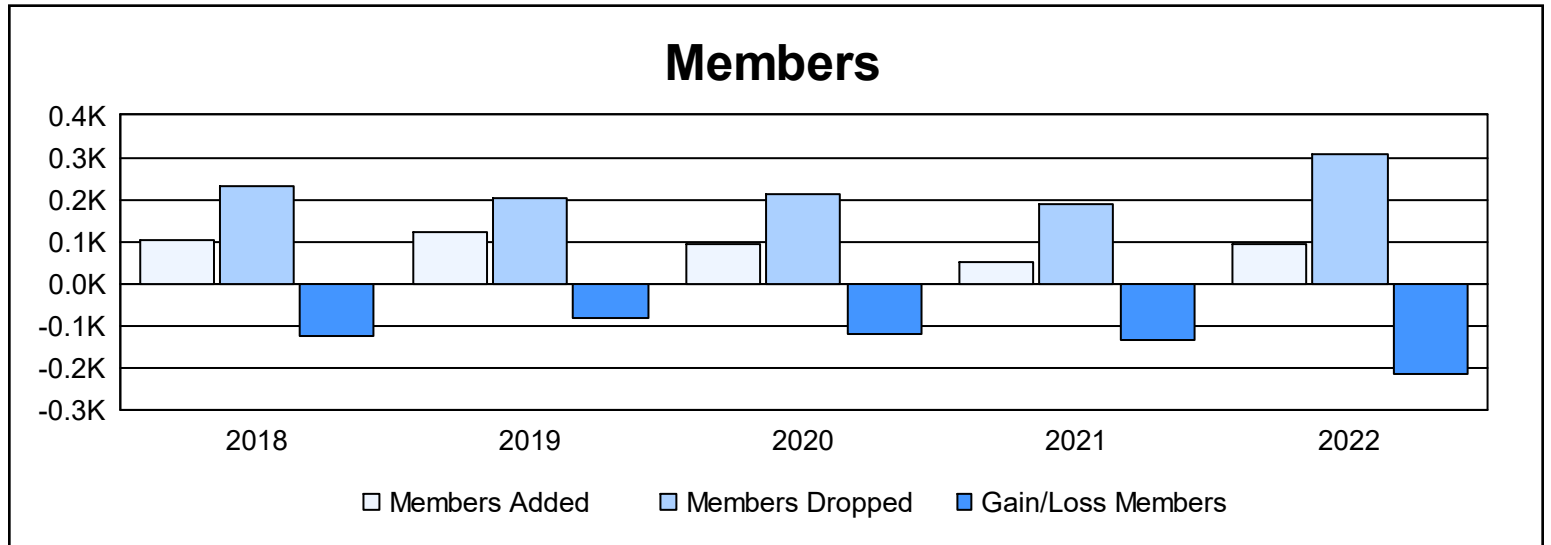
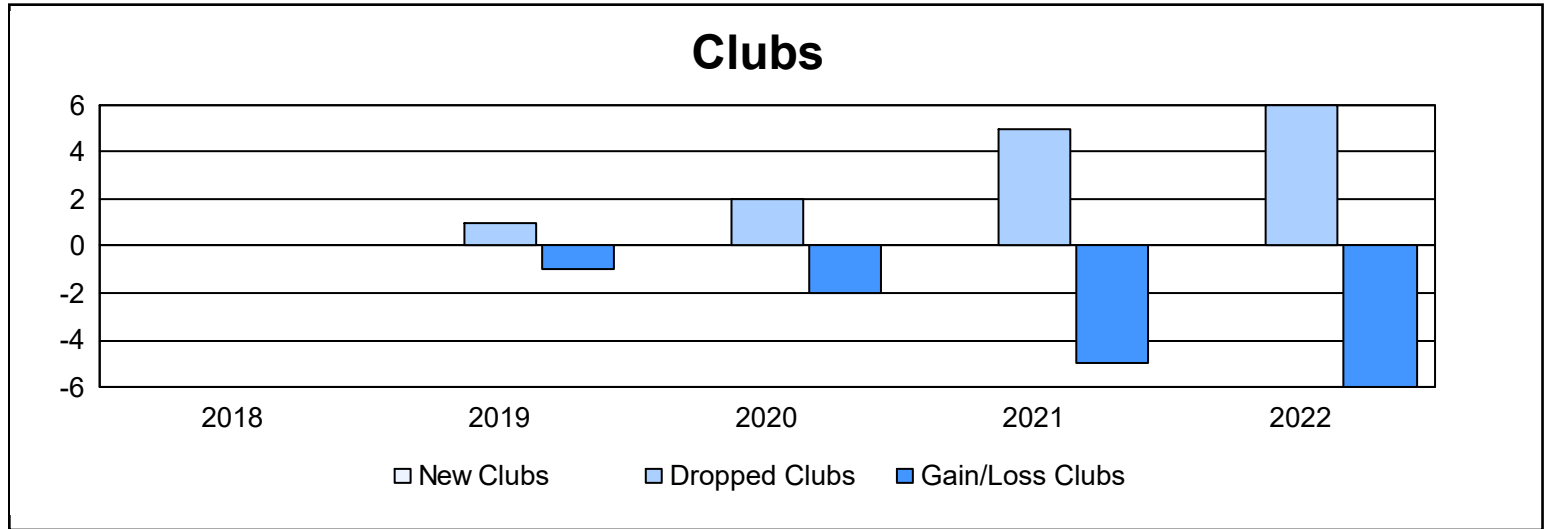
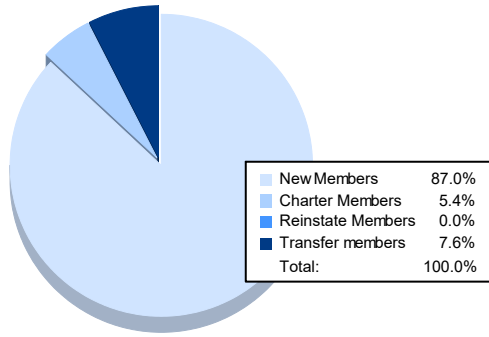


Year	New Clubs	Dropped Clubs	Gain/ Loss Clubs	New Members	Charter Members	Reinstate Members	Transfer Members	Total Member Added	Total Members Dropped	Gain/ Loss Members
2017-2018	0	0	0	85	0	7	11	103	229	-126
2018-2019	0	1	-1	96	3	4	19	122	205	-83
2019-2020	0	2	-2	79	5	5	4	93	212	-119
2020-2021	0	5	-5	31	0	2	20	53	188	-135
2021-2022	0	6	-6	80	5	0	7	92	305	-213
<b>Average</b>	<b>0</b>	<b>3</b>	<b>-3</b>	<b>74</b>	<b>3</b>	<b>4</b>	<b>12</b>	<b>93</b>	<b>228</b>	<b>-135</b>



### Membership Composition June 2022 Cumulative



### Gender Composition June 2022 Cumulative

